

1. Go to the App Store and Search for **Citrix Receiver**

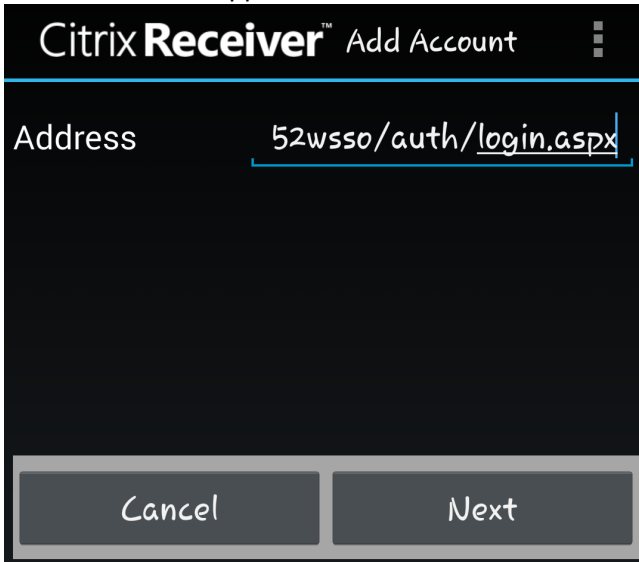


**Citrix Receiver**  
Citrix Systems, Inc



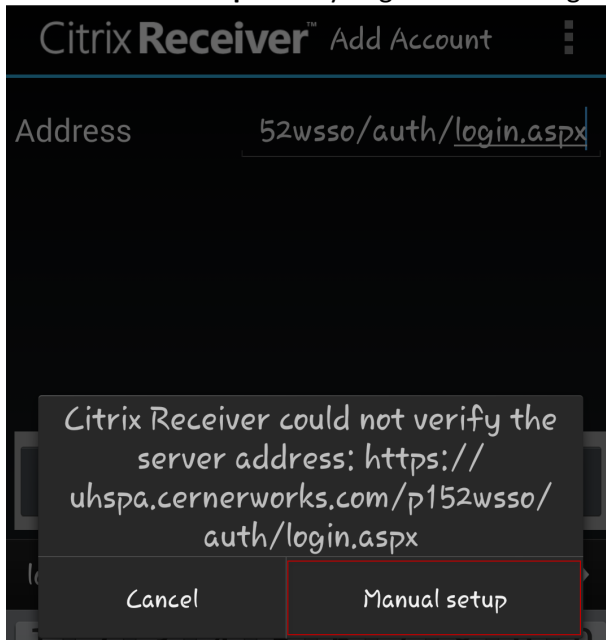
INSTALL

2. Install Citrix Receiver for Android
3. Launch the Citrix App and click on **Add Account**

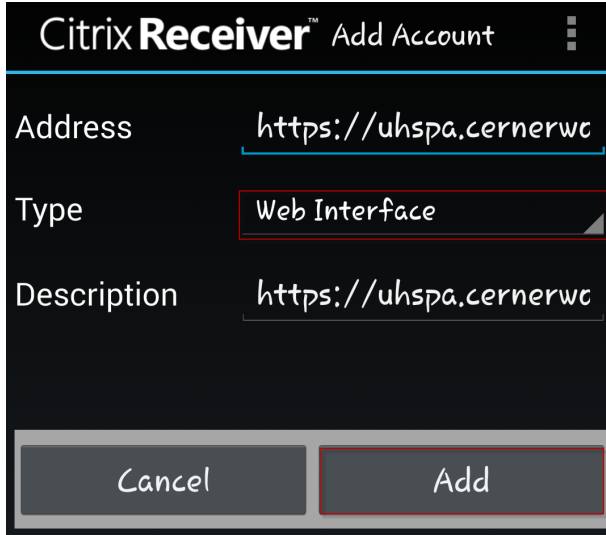


4. When prompted enter the following address:  
<https://uhspa.cernerworks.com/p152wss0/auth/login.aspx>
5. Click **Next**

6. Click **Manual Set Up** when you get the following error:



7. Click on the small triangle beside **Type** and select **Web Interface** and click the **Add** button



8. When at Cerner Website, enter hospital credentials for login



9. Click on **PowerChart P152W Offsite**

