

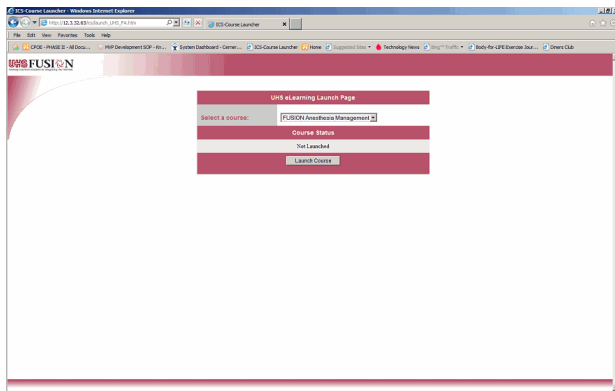
Anesthesia Management Web-based Training (WBT)

You will access your online learning course thru the internet. Cut and paste this URL into the address line of Windows Internet Explorer. Or with this document open click the hyperlink to launch http://12.3.32.63/ics/launch_UHS_PA.htm.

If you are using a Mac, you will need to install VMWare Fusion enabling you to run Microsoft Windows simultaneously. Open VMWare Fusion, launch Windows, launch Internet Explorer and the URL address above.

Steps to take the FUSION Anesthesia Management course.

1. Once you launch the site, click the down arrow button of the Select a Course list and select the course you want to display.
2. Click the Launch Course button. There will be two windows that open. One will be the course and the second will maintain the connection with the course server. Do not close either window until you wish to close the course. You can re-launch the course at any time to complete.



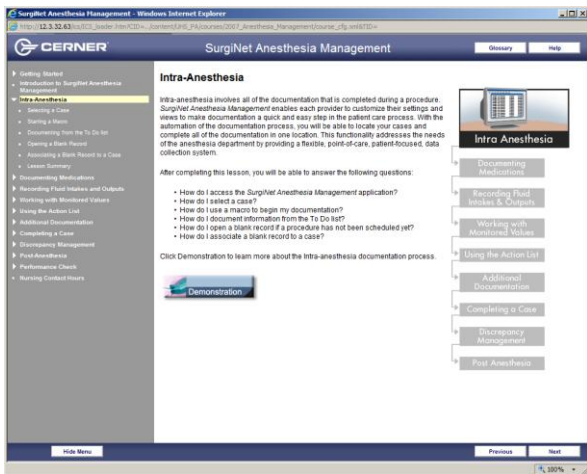
3. Once you have launched the FUSION Anesthesia Management Course, you will need to navigate through the course. Click Next to proceed through the overview and the course.



4. You can also click the band to show you the Table of Contents. To close the Table of Contents, click the Hide Table of Contents band.



5. Follow the instructions to continue through the remainder of the course activities.



- After completing each question, you will receive immediate feedback that the performance-check question has been complete. Without this completion, you cannot receive credit for the question.

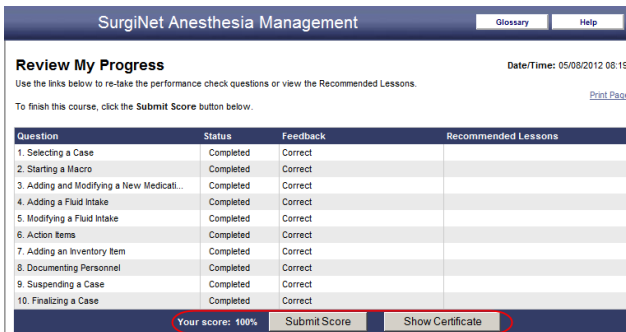
Question 10
Finalizing a Case

The anesthesia documentation is complete and can be finalized.

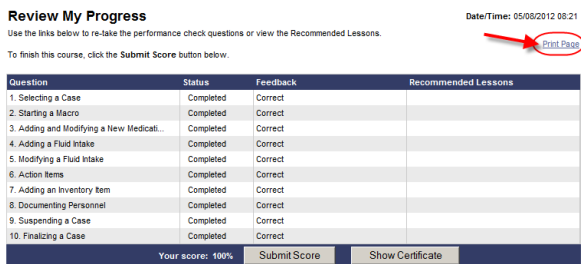
Click Performance Check to complete the question.



- On the Review My Progress page, click Submit Score (click OK to confirm) and click Show Certificate.



- Click Print page. The page will print to your default printer. Bring this certificate to the Security Marathon or your scheduled class training as a record of you taking the eLearning module for SurgiNet Anesthesia Management.



- After printing the certificate, close the certificate and course windows using the X in upper-right corner of the window.